

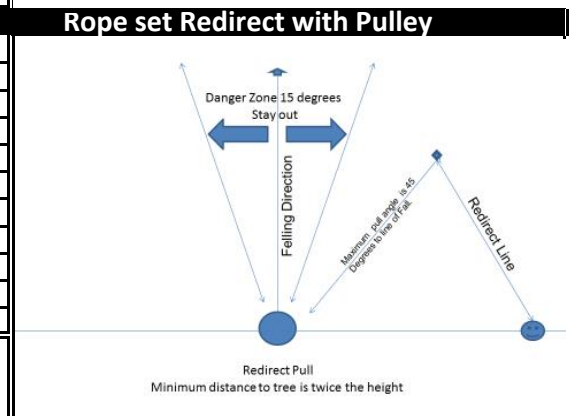
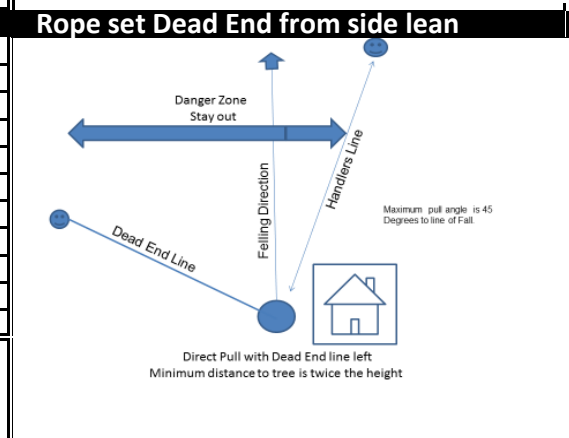
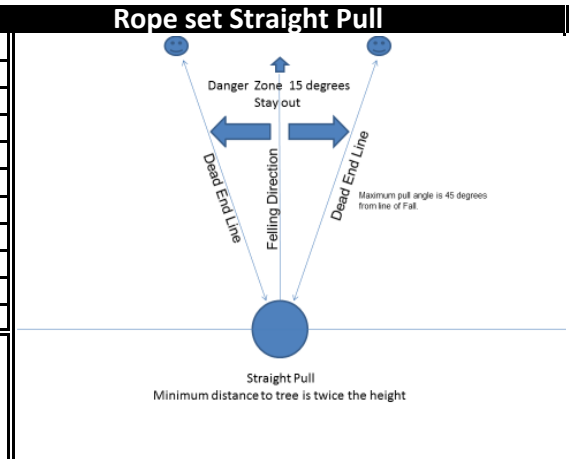
Name _____
 Telephone _____
 Date _____

Address _____
 Company _____
 Location _____

P Acceptable, **C** Needs coaching or supervision, **F** Not acceptable.

ITEM	CONDITIONING	P	C	F
67	Operator Does Pre - Work Stretching			
68	Well Being Hydrates Regularly Throughout Check			
69	Faller Appears Alert and Focused			
ITEM	Knots and Rope	P	C	F
70	Bowline			
71	Clove Hitch			
72	Running Bowline			
73	Bowline on a bite			
74	2 Prussic loops			
75	Pull Rope 150ft. to 200ft.			
ITEM	TOOLS	P	C	F
76	Hand winch			
77	Steel double lock Carabiner			
78	6" rope pulley with clevis, prussic tending pully			
79	Portawrap			
81	Two 6ft anchor slings			
ITEM	Wedges and Axe	P	C	F
82	3 Wedges Minimum			
83	Appropriate Size & Condition			
84	At base of tree being felled			
85	Axe is 3.5lb			
ITEM	WORK PROCEDURES	P	C	F
86	Checks partner regularly (20-30 min)			
87	Saw Turned Off To Conduct crew - Check			
88	Phone/radio checks in at start and end of shift			
89	Understands Workings of an ERP			
90	Response Plan for Failed Crew Member- Checks			
ITEM	SUITABILITY / MAINTENANCE	P	C	F
91	All Safety Features Are Functioning			
92	Bar and Chain Matches Timber Size			
93	Bar and Tip in Good Condition			
94	Chain Tensioned Properly			
95	Adequate Falling Dogs			
96	Full Wrap Handle			
97	Filed to Manufactures Specifications			
98	Uses only Pulling chain when felling			
ITEM	Verbally Controls Worksite	P	C	F
99	Shuts saw off during communications			
100	Calls House keeping			
101	Calls Notch going in			
102	Calls Ready on rope			
103	Calls Back cut going in			
104	Sets wedge			
105	Calls Leaving			
106	Calls for rope action from a safe distance from tree			
107	Waits until all movement stops before returning			
108	Re assesses fall zone			
109	Calls all clear			

ITEM	P	C	F
99			
100			
101			
102			
103			
104			
105			
106			
107			
108			
109			



For Employment competency checks on a Faller, at least four trees should be used (follow format bellow)

Tree	Undercut	Diameter	Slope	Lean	Control	Score	Comments
1							
2							
3							

Undercut H - Humboldt, C - Conventional, P - Pie, or V notch,
Lean W - With the lean, SA - Small Diameter against the lean, HA - Heavy leaner against the lean, HL - Heavy leaner
Slope N - No slope, S - Slope (indicate % of slope)
Control Was directional control maintained ? Y - Maintained, N - Not maintained (may be indicated by minor, or major brushing)
Score Lack of holding wood, barber chair, working on the unsafe side of tree, or failing to maintain control of the tree will result in a score of 0 for that tree. Fallers should be able to demonstrate competency on 3 out of 3 trees to receive a pass of 100 %

Signature: _____
 Trainer /

Signature Student _____

